

# How to join Google Meet

## For Computer

1. Click on the link provided on the email / invitation

You have been invited to the following event.

### The 39th Virtual HRM Forum-20May2020

When Wed May 20, 2020 9:30am – 11:30am Indochina Time - Ho Chi Minh City

[more details »](#)

Joining info Join with Google Meet

[meet.google.com/esp-uzoy-ggg](https://meet.google.com/esp-uzoy-ggg)

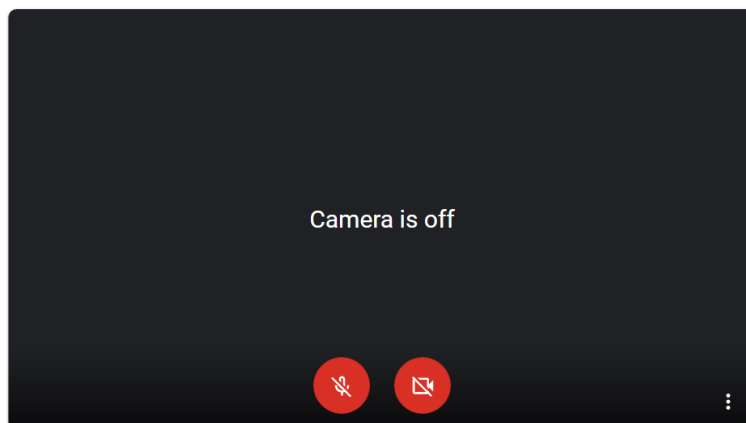
Join by phone

+1 405-696-0215 (PIN: 745039168)

[More joining options](#)

2. When you click one the link, you will be directed to one of the following pages:

- a. If you are using Google Account



Click on **Join Now** button to Join the Meeting

Ready to join?

No one else is here

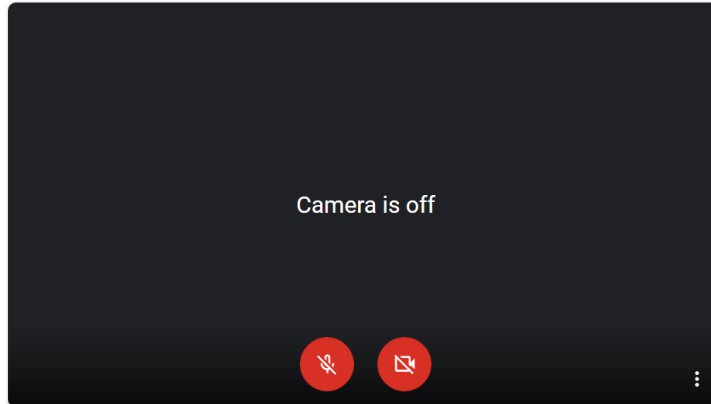
Join now

Present

Other options

Join and use a phone for audio

- b. If you are not using google Account



What's your name?

Puthiridh - CCC

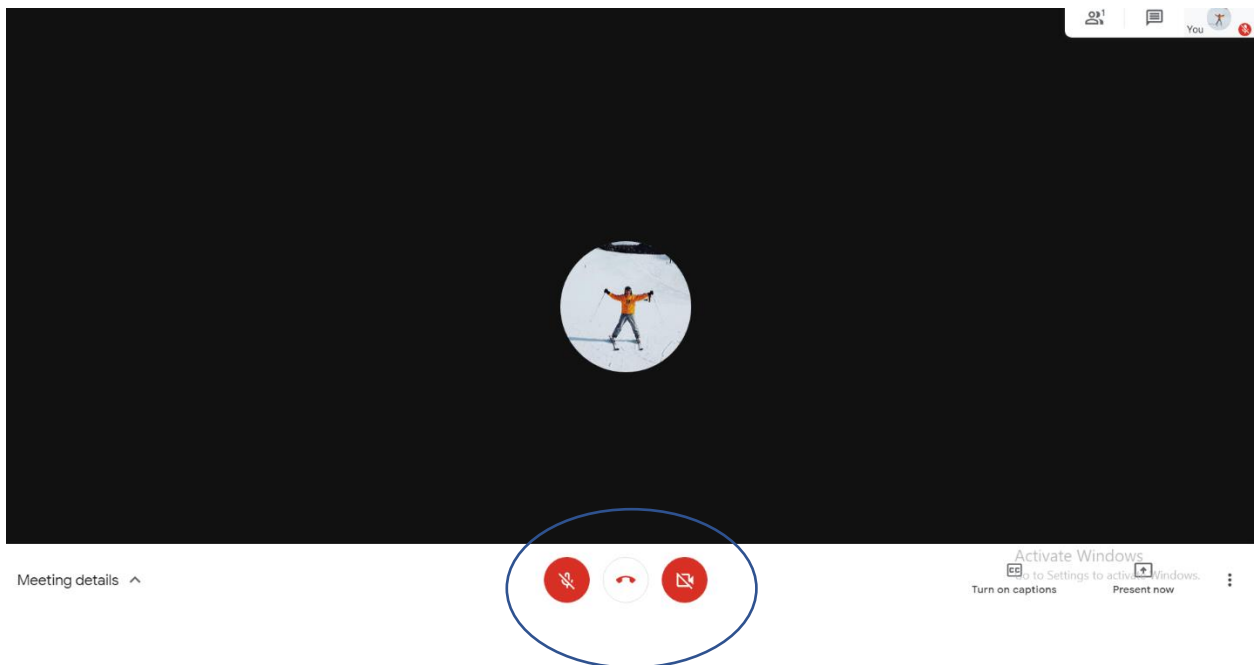
Ask to join

Type your name and organization

Then Click on **Ask to Join** button to Join the Meeting

After Admin approve, you will be on the meeting.

3. When you are in the meeting :



Press the Microphone Button to Enable / Disable your voice.

Press the Video Button to Enable / Disable your video.

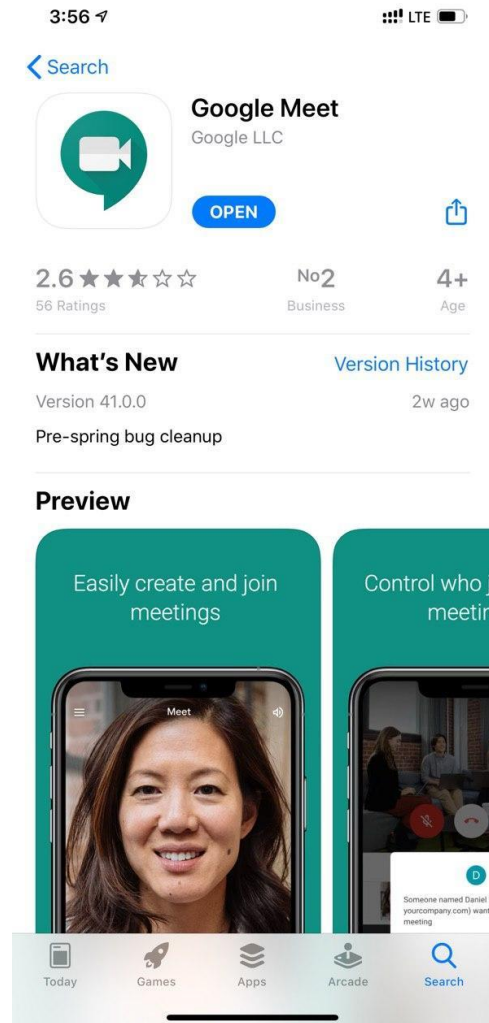
Press the Call Button to Leave the meeting.

 People (1)

 Chat

The Panel on the right side is use to view participant and chat message.

## For Smartphone



Before Proceeding, please download this App on AppStore for iOS or Google Play Store for Android, the proceed with similar setting with the PC Version.