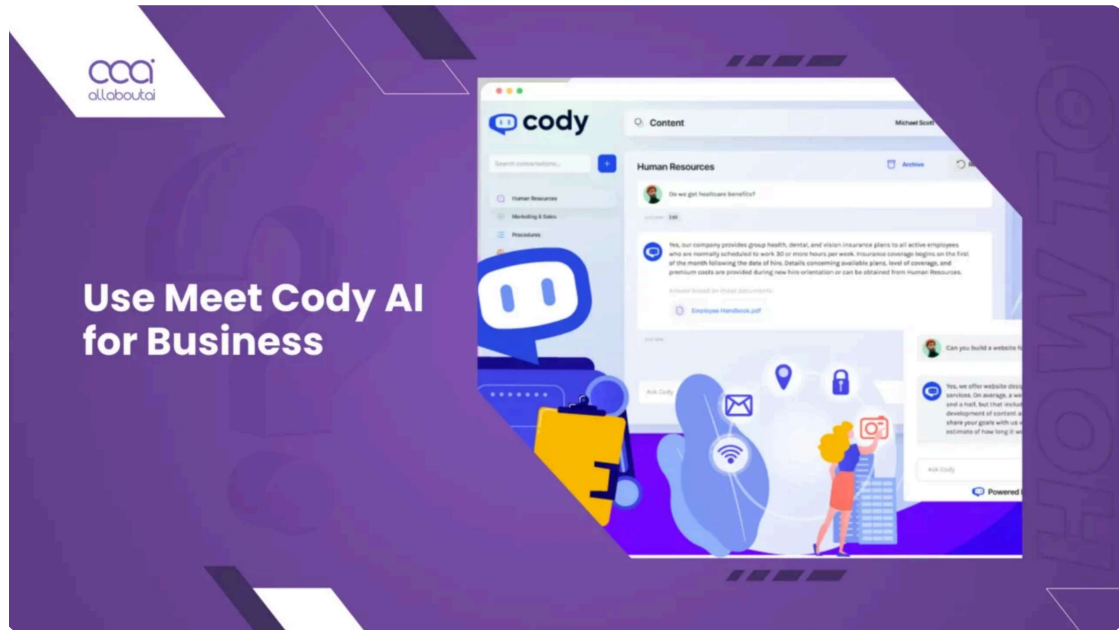


How to Use Meet Cody AI for Business: A Comprehensive Guide

Midhat Tilawat

December 6, 2024

Updated



AI is reshaping how businesses operate, bringing efficiency, precision, and **insightful data-driven decisions** to the forefront. For companies aiming to stay competitive, understanding how to leverage AI isn't just an advantage—it's essential.

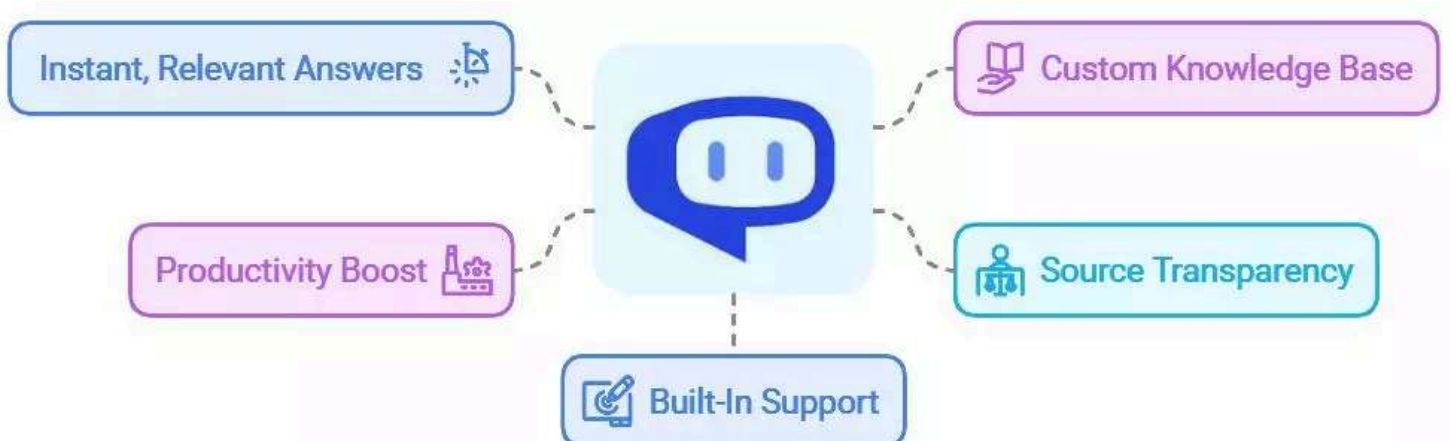
Meet Cody AI is crafted specifically for business needs, standing out with its **customizability** and **seamless integration**. Unlike generic tools, it adapts to diverse functions like **customer service automation**, **data analysis**, and **sales support**, making it a valuable asset for teams of all sizes.

In this guide, I'll show you **step-by-step** how to set up and use Cody AI, so you can easily tap into its full potential for your business needs. But first, let's look at **what Cody AI** is and the ways it can empower your team.

What is Meet Cody AI?

Meet Cody AI is a virtual assistant tailored for businesses, designed to streamline tasks by using an organization's unique knowledge base. This AI tool enhances team productivity by quickly delivering relevant answers, assisting with creative work, and supporting customer service needs.

Key Features of Cody AI for Business:



- **Instant, Relevant Answers:** Quickly retrieve accurate answers based on Cody's analysis of your entire document base.
- **Custom Knowledge Base:** Upload files like PDFs, and PowerPoints, or even crawl websites to tailor Cody's responses to your specific business data.
- **Source Transparency:** Each answer includes source references, so you can verify information easily.
- **Productivity Boost:** Save time with automated responses, content creation, and document translation, allowing teams to work more efficiently.
- **Built-In Support:** Cody helps troubleshoot and navigate digital tools, simplifying tech issues across the organization.

Read my comprehensive [review of Cody AI's features](#) and performance in real business scenarios

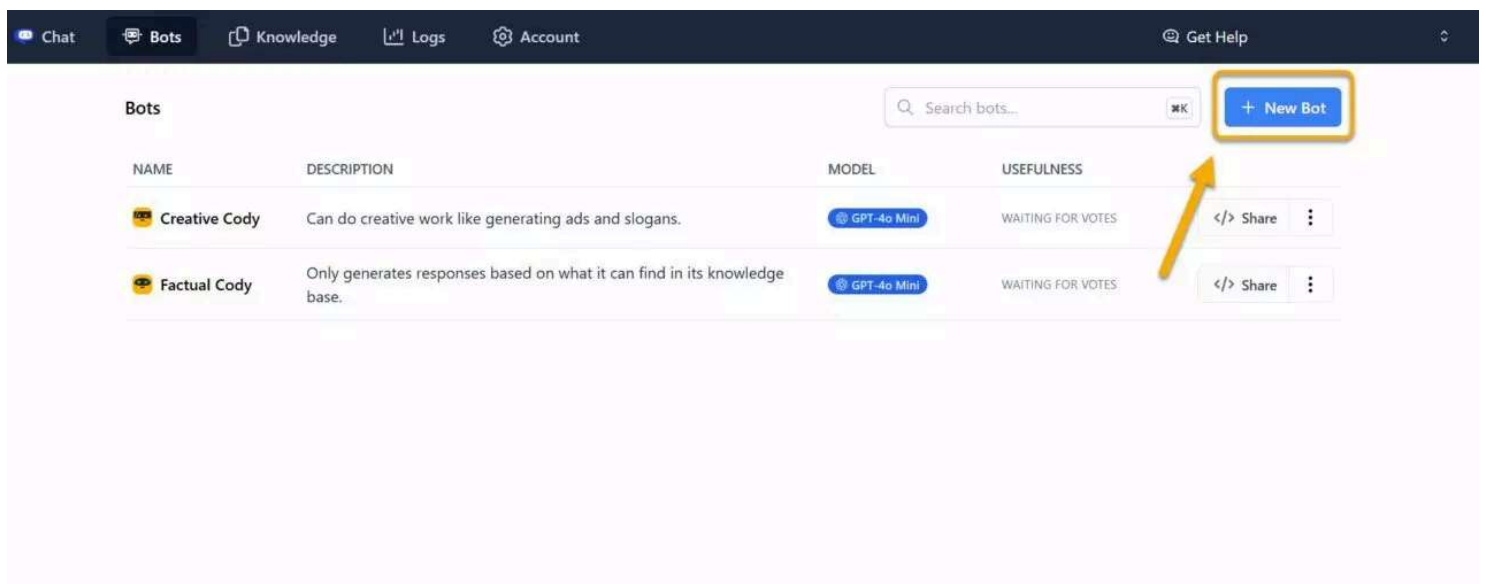
How to Use Meet Cody AI for Business: Step-by-Step Guide

With an understanding of Cody AI's capabilities, here's a step-by-step guide to setting it up and tailoring it for your business needs.

- [Step 1: Create a Q&A Bot](#)
- [Step 2: Add Business Information](#)
- [Step 3: Customize Document Inputs](#)
- [Step 4: Directly Write Key Information](#)
- [Step 5: Set Up a New Bot](#)
- [Step 6: Define the Bot's Personality](#)
- [Step 7: Embed or Share the Bot](#)
- [Step 8: Test and Fine-Tune](#)

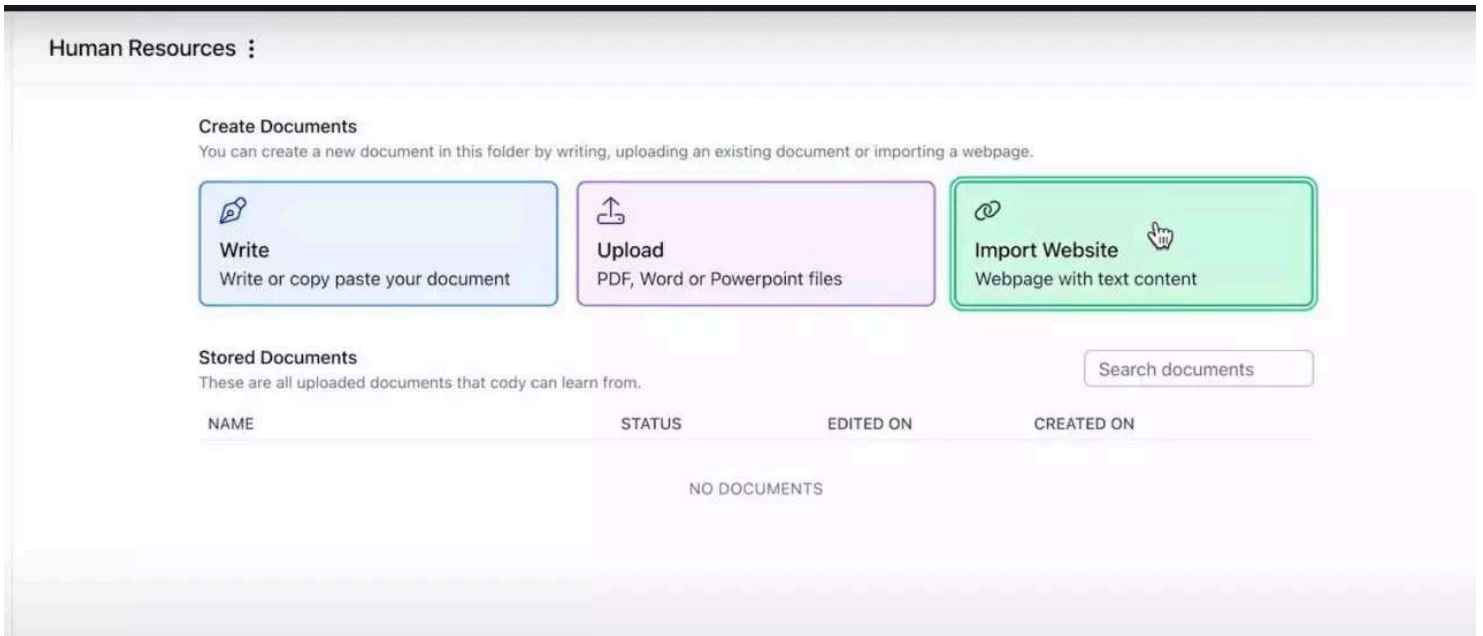
Step 1: Create a Q&A Bot

Navigate to the **Content Tab** in Cody AI to start building your chatbot. This is where you'll train Cody on your business needs by organizing relevant content.



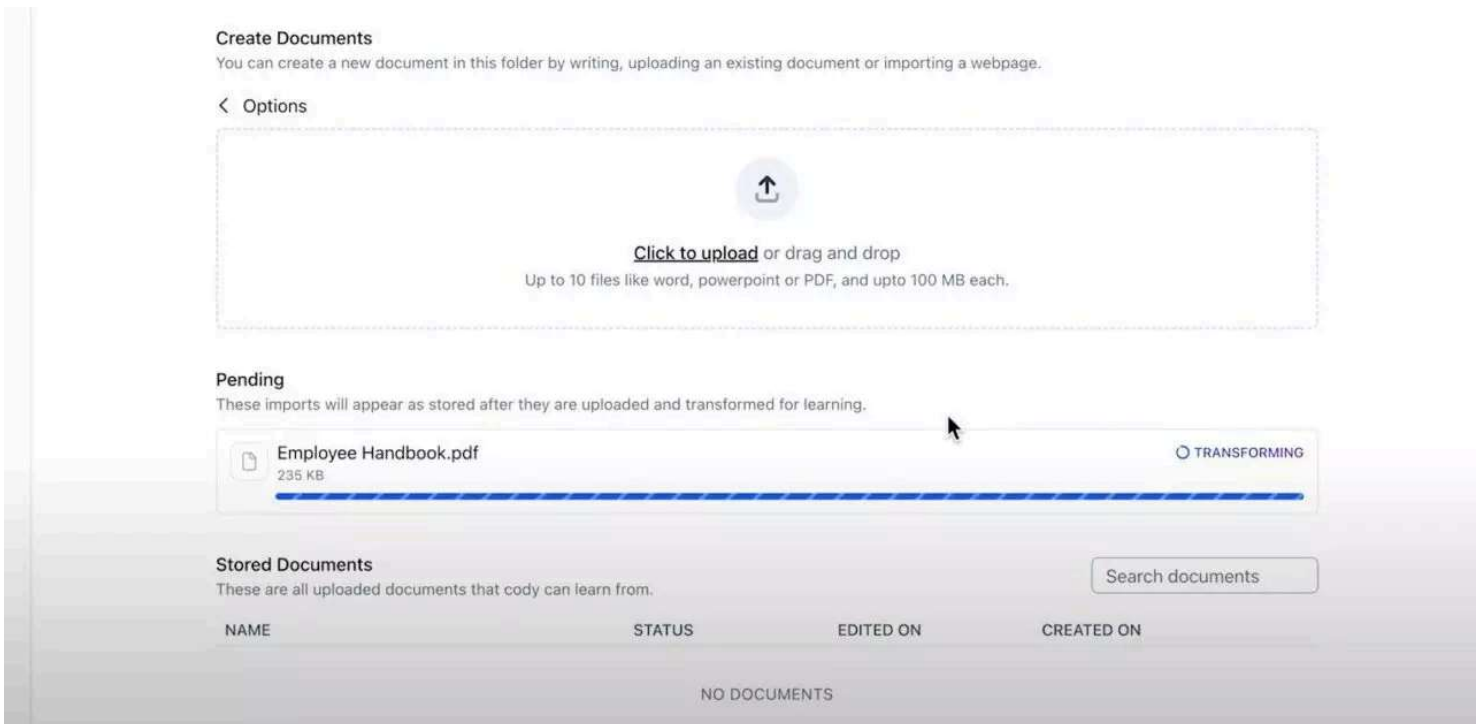
Step 2: Add Business Information

Create a new folder (e.g., "Human Resources") and import content. You can **upload documents** (PDFs, PowerPoints) or **crawl an entire website** to bring your existing knowledge into Cody.



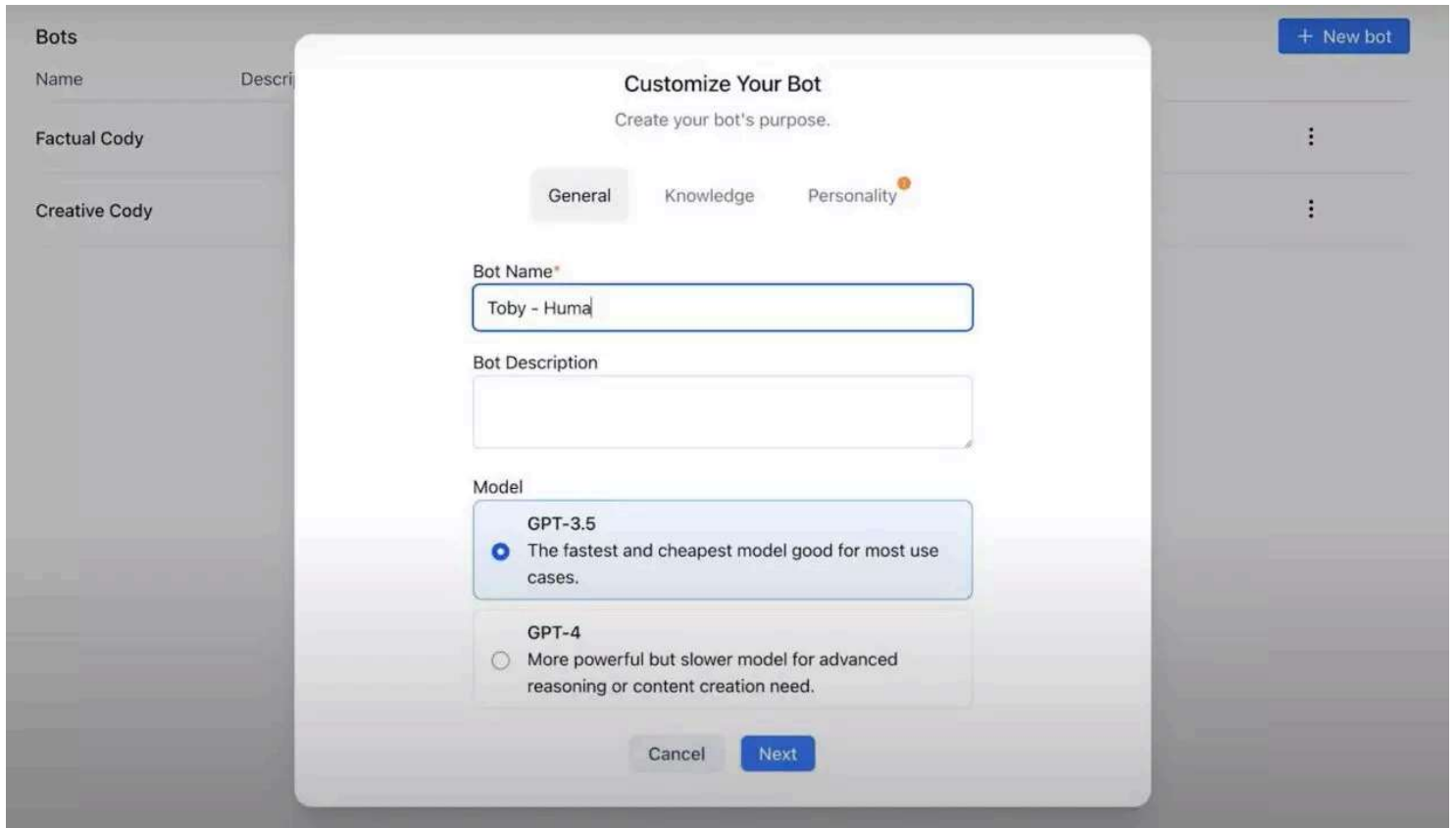
Step 3: Customize Document Inputs

For the best results, ensure your **documents** are text-based (not images) and **OCR-enabled**. Cody AI processes text quickly and integrates it into the knowledge base for accurate responses.



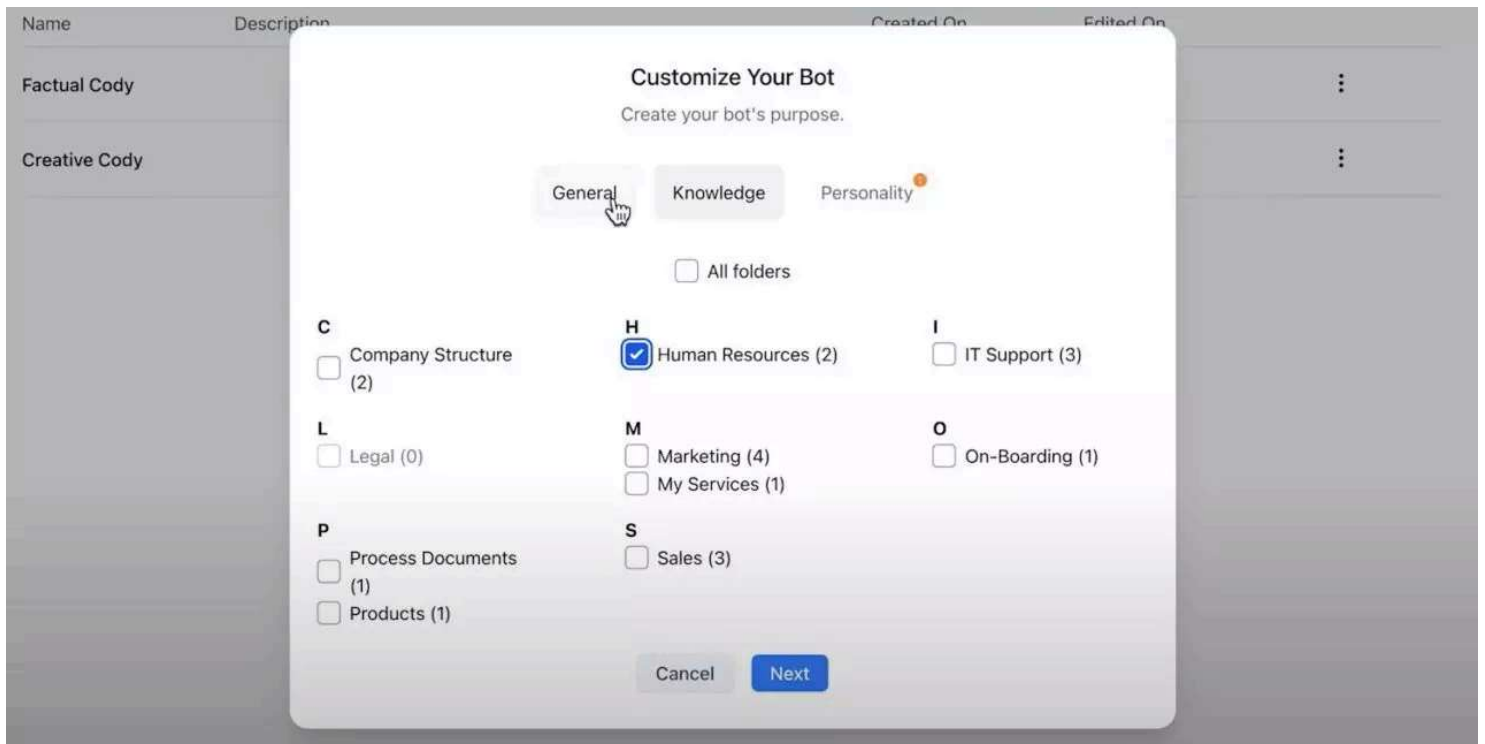
Step 4: Directly Write Key Information

Use Cody's **built-in editor** to input essential information, such as "Employee Benefits," for a high level of accuracy and easy updates.



Step 5: Set Up a New Bot

Create a new bot in Cody AI and assign it a purpose (e.g., “HR Assistant”). Select the relevant folder (e.g., Human Resources) as its main source of information.



Step 6: Define the Bot's Personality

Customize how the bot should respond. For example, set it to **factual** if you want concise, source-based answers, or **creative** for more flexible responses like marketing ideas.

Customize Your Bot

General

Personality

General

Your bot's basic settings.

Bot Name *

Give your bot a name to identify it on this platform.

Bot Description

Leave empty to auto-generate an apt description.

Model

GPT-4o Mini 32K

The fastest and cheapest model good for most use cases.

1 credit

/query

GPT-4o 32K

Most powerful model by OpenAI for advanced reasoning or content creation need.

10 credits

/query

[Upgrade to Premium](#)

Claude 3.5 Sonnet 32K

10 credits

Step 7: Embed or Share the Bot

Share Cody with your team or customers by generating a **shareable link** or embedding it on your website. This gives users direct access to Cody's capabilities.

Step 8: Test and Fine-Tune

Interact with your bot to see how it responds. Adjust its knowledge sources, response style, or personality settings as needed to improve accuracy and relevance.

What are the Benefits of Cody AI for Business?

Here are some of the **top benefits** of Cody AI for your business:

- **Boosts Productivity:** Cody delivers instant answers, supports content creation, and **automates repetitive tasks like expense tracking**, freeing up your team for more strategic work.
- **Enhances Decision-Making:** By quickly retrieving insights from company data, Cody helps teams make informed decisions with up-to-date, relevant information.
- **Streamlines Training and Onboarding:** Cody customizes responses based on roles, aiding HR in providing consistent training, which saves time and resources.
- **Improves Customer Support:** It can handle common inquiries and troubleshoot issues efficiently, making it valuable for customer service teams.
- **Strengthens Security:** Cody employs encryption and SOC II compliance, ensuring your data remains private and secure across all integrations.



Advanced Tips for Maximizing Cody AI's Potential

To help you get the most from Cody AI, here are a few advanced tips:

- **Integrate with Key Tools:** Connect Cody with platforms like Slack or CRM software to streamline workflows.
- **Create Specialized Bots:** Design bots tailored to specific departments, like HR or Marketing, for more targeted support.
- **Leverage the Built-In Editor:** Use Cody's editor to add precise information, enhancing **accuracy** in responses.
- **Use Data Insights:** Regularly check Cody's insights to refine and adapt your strategies based on user interactions.

- **Enable Source Transparency:** Configure Cody to display sources for each answer, ensuring response reliability and trust.



How Meet Cody AI Differs from Other AI Tools

Here's how Meet Cody AI stands out from other best AI tools for coding in supporting business-specific needs:

Feature	Cody AI	ChatGPT	Jasper AI
Business-Specific Design	Tailored for business tasks like customer service and data analysis.	General-purpose AI, not specific to business workflows.	Primarily focused on content creation, especially marketing.
Custom Knowledge Base	Allows upload of company data (PDFs, websites) for tailored responses.	No custom knowledge base capability without API integration.	Limited custom training options for the enterprise.
Source Transparency	Displays sources for each response, ensuring accuracy and traceability.	No native source tracking for responses.	Focuses on content generation without source verification.
Data Security	Uses SOC II compliance and AWS encryption for business-grade security.	Limited security options for enterprise use.	Security varies by plan, with enterprise options available.
Integration Options	Easily integrates with tools like Slack, CRM, and APIs.	Limited to API use for integrations.	Offers some integrations, primarily for marketing tools.

The Future of Cody AI and Business AI Tools

Here are some key ways Cody AI and other business AI tools are evolving to meet future business needs:

- **Enhanced Customization:** More options to tailor [AI for business](#) roles, making it adaptable across departments.
- **Strengthened Data Security:** Improved encryption and compliance standards protect sensitive information.
- **Automatic Data Updates:** Real-time knowledge base updates keep responses current and accurate.
- **In-Depth Analytics:** AI provides actionable insights for data-driven business decisions.
- **Global Support:** Expanded multilingual capabilities support businesses worldwide.

FAQs

Is MeetCody AI free? +

Is Cody AI safe to use? +

Does Cody use ChatGPT? +

What is Cody used for? +

Is Meet Cody AI suitable for small businesses? +

Explore More How-to Guides

For additional inspiration and practical advice, explore more how-to guides below:

- [How to Create an App without any Coding with Appypie](#)
- [How to Solve Complex Coding Issues Using Blackbox AI](#)
- [How to Use ArtSmart to Create AI Artwork](#)

Conclusion

Cody AI serves as a tailored virtual assistant for businesses, offering features like **custom knowledge bases**, real-time insights, and **seamless integrations** to improve team productivity, decision-making, and customer support.